



THE HOOD SCOOP

July 2016

Preparing My '66 for Retirement By Jim McCarthy

Gateway GTO
Association



I retired April 30, 2016 after 43 years of working in the electronic banking world so it is only fitting that I prepare the 66 GTO, after 50 years of service, (22 years with me) to enjoy our golden years together. During these past 3 years I have changed the focus of the car from one of performance to comfort and reliability.

This journey started when I married Mary 'You are my Everything' and we formed Team McCarthy. I have told her that we can do great things together and I look forward with hope and excitement to the future we will build together. Part of that journey includes the GTO and our involvement with the Gateway GTO club.

As a wedding gift she provided me the funds to purchase the Vintage Air Conditioning unit that is now in the car. After we put the A/C unit into the car it did not quite create the comfort that we thought. We spoke with Tom Oxler, who also had installed a similar system into his 66 GTO, he informed me that to make the A/C effective that the windows needed to be tinted. He was right and once the windows were tinted the A/C is now quite effective.

INSIDE THIS ISSUE:

GTO of the Month	1
The Presidents Scoop	5
Meeting Minutes	6
Convention Corner	7
Technical Article	9
Calendar	20
GTO Marketplace	23
GGTOA Info Page	26



THE HOOD SCOOP



The next major change required for comfort, was to install some sound deadening material which has enabled us to better enjoy the sound system as we cruise on down the highway. This material has been installed on the floor, the inside firewall, the doors and the under the headliners.

The next major effort which was done last summer was to provide more seating comfort. This was accomplished by finding seats from a 2006 GTO and having them upholstered to match the car (the seats that I bought were blue which would not work at all). This work was performed by Top Stitch in Cottleville and they both look great and are very comfortable.

As I have gotten a bit older and the eyes are not what they used to be I have installed



GTO of the Month

LED lights in all the gauges. This has greatly improved the visibility of the gauges and improved the safety of the car. I have also installed the LED tail lights and sequencers on the rear



turn signal lights. My GTO is now much more visible to other drivers at night.

Another safety feature was to install Wilwood disc brakes in the front and also a Wilwood Master Cylinder. I changed from power brakes to manual as I had to have a vacuum pump to make the power brakes work and I kept having issues with a switch on the vacuum pump. With the manual brakes the braking is now consistent and four piston disc front brakes is an improvement from the single piston 70's style brakes.





GTO of the Month



I also have been able to make the passenger rear view mirror work properly. This was done by replacing the mirror glass with a piece of convex mirror glass. Again, this was to add to the safety of the GTO for future cruises.

The journey of making the car as reliable and as comfortable has been done with help of Kenny Bier of Bier Brothers Performance and Ed Koob of SRC Body both of which are located in O'Fallon, MO.

We are looking forward to participating in future cruises and to the GTOAA convention in July, 2017.





Presidents Scoop

The Presidents Scoop

By Kerry Friedman

I thought it was hot last month. You can tell as well as I can that it REALLY HOT now. I did venture out last Saturday to a car show not too far from home. It was a beautiful day and a little warm. Being around car people there are always the givens: Plenty of cars to check out, people to talk to, and plenty of food to chow down on. It was a Charity Show and the folks were very generous. Only one Pontiac on the field. And out of the 4 Car Trophies, 3 were Chevys.

Quite a few members of Gateway GTO have been to the 2016 GTOAA National Convention in Bellevue, WA. And should be back and at our next Chapter Meeting. I look forward to hearing stories about it and even being able to use some of the good happenings at our GTOAA Convention next summer.

We have been planning this convention for over a year now, and we have accomplished a lot. We have a contract with the Crowne Plaza Hotel for rooms, indoor and outdoor use of the facilities, and rooms for the activities and speakers. We have a photographer, a Disk Jockey, and a lot of tours and activities planned including the first "Indoor" Parking Lot Party. What we do need is: Sponsors, Speakers, and Vendors. If you have any ideas, let one of your Officers know. It is also time to seriously consider and plan to be there. We will need as much help from our Membership as we can get. Those of you who were around in 2005, the last time we ran the Convention, will agree that it is a lot of work, but extremely rewarding in many ways. Sign up Now!

Reminder Again: September is going to sneak up on us before we know it. Please start asking your parts stores, service centers, or for that matter, any people you know, for donation items for our Wheels in Motion Raffle. We have plenty of Flyers for the Wheels in Motion Show and the Pontiac Regionals in September. Grab a bunch at the next meeting and take them to car shows to leave in participant's cars. Also, get your Hotel reservations for the Pontiac Regional Show, September 17-18 in Pontiac, Illinois.

Our next Regular meeting is Thursday, August 4, at 7:00PM at the Sport's Café. Hope you can make it. The next 2017 GTOAA Convention planning meeting is at 7:00PM on Wednesday, August 17 also at the Sport's Café. We meet at 6:00 before our meetings at the Sport's Café and have dinner and fellowship. Everyone is welcome to join in.





Meeting Minutes



Meeting Minutes for

July 7, 2016

7:00PM – Meeting start – No new members at start of meeting – Old Business – Kerry Friedman talked a bit about the Fort Eversgerd cruise. We had about 15 cars in attendance and had a good time. Will Bowers spoke a bit about the Father's Day car show. Kerry Friedman gave some info about the Pacific car show.

7:05 – New Business – Kerry Friedman is still looking for ideas for more club sponsored events and Chris Winslow needs more articles for 66 and 06 GTOs for the newsletter. The next convention planning meeting will be held on Wednesday August 17th at 7:00PM.

7:06 – Upcoming events

8/5-7 – Norwalk Pontiac car show

8/28 – Annual Gateway GTO club picnic. VAGO park, Maryland Heights MO. CSE

9/11 – Wheels in Motion car show. Marty is putting together a 9/11 memorial presentation. CSE

9/17-18 – 5th Annual GTOAA Regional car show in Pontiac, Illinois. CSE

7:12 – New prospective member arrived, John Ferguson. He has a Barrier Blue 1966 GTO that is currently being refreshed.

7:19 – GTOAA – Tom Oxler spoke. He gave an update on Frank Chapman's cross country journey to the Nationals. He made it to San Francisco. Tom went into some detail about the 2016 Nationals and the new Street Legends class. Flyers, magnets and business cards for the 2017 Nationals are now available. Please pick some up to distribute at car shows.

7:23 – Tech Session – Brian O'Sullivan de-

scribed an issue and subsequent replacement/repair made to the carrier bearing on his 2004 GTO. He will have a full tech article ready for the July issue of the Hood Scoop.

7:30 – Club Personals – John Novelli's mother passed away.

50/50 of \$32 won by Rich Vie





Convention Corner



2017 will be here before we know it. As we prepare to host the GTOAA convention, Tom Oxler has put together a tentative set of committee assignment. These are intended as a starting point, so please take a look at your assignment and if you would prefer to be in a different group, please let us know.

REGISTRATION Chair Chris Winslow 636-939-2770 chriswinslow@charter.net	Committee Members		
	Terrie Oxler Tod Lieble Brian & Amy O'Sullivan Paula Winslow Jim & Mary McCarthy Mary Ann Ray	Darrell & Tootie May John & Linda Kehrein Andrew O'Sullivan Mike & Maggie Wilson Bev Mayweather	
HOTEL Chair Mark Melrose 314-968-3106 mjmelrose@aol.com	Committee Members		
	Denny Gunn Harry Smelcer Dave Island	Paul Kondrick	
ACTIVITIES Chair Terry Schott 636-273-6313 tschott@kelpe.com	Committee Members		
	Gail Schott Earl & Barb Lewis Marty Howard Leroy & Debbie Brune John Folluo	Brian Ray Bill Craft Jim Mutz Annette Morton Donna Bowers	
CAR SHOW/TECH/LOT Chair Frank Chapman 618-523-4636 cchapman7328@att.net	Committee Members		
	Harry Timmerman Lucas Hedrick John Taylor Terry Schneider Pat Garvey Joe Mayweather Bill Hargrave	Tony Bezzole Rich Vie Mike McNeal Dan Jackson Jeff Bond Ken Boyer Larry Frederick	John Hunt John Lally Brian Lavac George Jeter Tom Fox
VENDORS/SWAP MEET Chair Will Bowers 618-656-1899 wwbdsb@yahoo.com	Committee Members		
	Cecil Morton Chris Simmons John Novelli Doug Wollgast Craig Glen	Jeff Heinie Jeff Homsher John Rolfes Roger Maczura	
SPONSORS/SPEAKERS Chair John Johnson 573-581-8013 johnjohn@midamerica.net	Committee Members		
	Jon Havens Bob Blattel Dave Huesgen Jim Moran Jim Kiburz	Danny Schmidt Charley & Jeanne Simpson Carl Thoenen Scott Brandt Scott Hudler	



Gateway Girls:

At our convention in 2017 we will have an indoor parking lot party complete with a 9-piece band. The party will be called "Its My Party" with a sock hop theme. We are going to encourage each chapter to choose an era, 1950s, 1960s, 1970s, 1980s, and dress accordingly.

The Gateway Activities Committee has chosen the 1950s era, so poodle skirts are in order for the girls. Barb Lewis has graciously volunteered to make the skirts for \$20 and we can order black GTO pink rhinestone shirts through the club store for \$24. If you want to order a poodle skirt contact Barb 636-219-4936 or Gail Schott 314-952-9832 with size (waist measurements so material can be purchased. Work has already begun on the skirts.

2004 Carrier Bearing Replacement

By
Brian O'Sullivan

While driving my GTO on one of the recent club cruises I noticed a vibration while under medium to moderate acceleration. It almost felt like the car was driving over a rumble strip on the highway. I initially thought it was perhaps wheel hop, which in these cars has a tendency to occur. Then I thought back to something that I noticed a week or so earlier under the car while installing a cat back exhaust. I remembered seeing this...



What that is, is a tear in the rubber that surrounds the driveshaft carrier bearing (or center bearing). It's impossible to tell from the picture, but that tear ran $\frac{3}{4}$ of the way around the shaft. The vibration that I was feeling was the driveshaft bouncing around in that bracket under load. I checked a few sources online including LS1GTO.com and did a bit of research on replacing the bearing. I found that GM calls this a "non-serviceable" part and is therefore unavailable. They require that you replace the entire drive shaft, and GM in their infinite wisdom has since discontinued it. So it's left to the aftermarket. Luckily GTOG8TA.com not only has the correct complete drive shaft (\$699.00), but they also sell just the carrier bearing (\$89.00). I ordered just the bearing and decided to see how unserviceable it really was.

I'll start by saying that having access to a lift and second person to lend a hand would be ideal. I had the second person (my brother), but no lift. We were able to get things done with jack stands. You will need the following tools:


1. Socket wrench with 13mm, 17mm(optional) and 18mm sockets
2. 19mm wrench
3. Dead blow hammer or mallet
4. Chisel or pickle fork
5. Bench vise
6. Block of wood

Step 1. After the vehicle is lifted, decide whether you want to remove or drop the exhaust at the cat back. I would suggest that you do so, as things will go much easier for you with the exhaust out of the way. Use the 17mm socket to remove the four bolts at the flanges located just behind the transmission. We didn't run into any issues with this since we had just recently worked on that area of the car. An older exhaust will surely take more work to remove.

Step 2. Loosen the nuts/bolts at each end of the drive shaft where it meets the two flex discs. There are 3 bolts at each end (see below images). The bolt takes the 18mm socket and the nut takes the 19mm wrench.



This would also be a good time to inspect the flex discs for cracks and damage, and replace them if needed (replacement of the flex discs requires additional tools). Mine were in good shape so I left them alone. Remove the nuts and washers but leave the bolts intact. Then brace the driveshaft while you remove the 13mm bolts that attach the bearing bracket to the underside of the car. (See below image)



After removing the bolts, continue to brace the driveshaft and have the second person remove the loose bolts from the ends. Remove the driveshaft from the vehicle. With it out from under the car it is much easier to see the extent of the damage.



Step 3. Mount the driveshaft to the bench vice by the bearing side u-joint. Then mark the shaft with chalk/pencil/crayon. Line up these marks later when re-installing to avoid balance issues. (See below image) Also, the use of PB Blaster or another penetrating oil may aid you in the next few steps.



Step 4. Now it's time to get out the hammer. Hit the end of the driveshaft away from the bearing (see below image) until the two halves have separated. I'm not going to lie, this will be the most difficult thing to do during this repair. It's going to take time and some elbow grease to get done. As it separates it will begin to look like the second image.



Step 5. Keep the hammer, grab a chisel (or pickle fork if available). Place the chisel between the bearing and the u-joint (see below image) and start hammering. You'll want to work your way around the edge to help keep things from binding. Again...time/elbow-grease.




Here is the new bearing (left) versus the old worn out one (right).




Step 6. Clean up and grease the exposed end of the drive shaft and push the new bearing on by hand as far as you can. Caution: do not use the hammer on the bearing



Next, realign the loose end of the drive shaft with marks that you made earlier and slide it up as far as you can. With a block of wood at the other end, hammer the driveshaft and bearing back into place.



When everything is seated, it should look like this.



Step 7. Re-install driveshaft and exhaust. Be sure to get the bolts on the flex discs good and tight.



Year Of The 6's




Calling all owners of 1966 and 2006 GTO's!

**This year, in celebration of:
50th Anniversary of the 1966 GTO
10th Anniversary of the 2006 GTO**

The Hoodscoop will be featuring Car of the Month articles on the anniversary years

If you own one of these special cars, please get to work on your article(s) and get them to Chris Winslow





NEW AGE GTO CONCOURS PROJECT

The GTO Association of America has initiated a project to create a set of photo records on the 2004 to 2006 GTO in anticipation of a time in the future when these cars will participate in the annual GTO Association of America Concours car show.

Gateway GTO has been chosen as the chapter to assemble these photo documentaries.

The project requires six **BONE STOCK** new age GTO's - One manual transmission and one automatic transmission car from each model year.

Ground Rules for Eligible Cars:

- Car must be bone stock with NO aftermarket parts or modifications. The only exceptions are batteries and tires.
- Factory parts, such as the sports appearance package and 18 inch wheels, are allowed.
- All parts the car was originally supplied with, such as the spoiler, must be installed. (Exception: Parts removed to install other factory parts such as the sports appearance package or 18" wheels.)

Once the cars are identified, a photo session will be scheduled.

If your car meets the requirements of the ground rules and you are interested in participating, please contact Chris Winslow.

**This is your chance to make your GTO the standard
against which all new age GTO's will be judged!**

Still looking for a 2005 Automatic Car - All other slots have been filled

GATEWAY GTO ASSOCIATION

Membership/**Renewal** Form

(Please print clearly)

Name: _____ Date: _____

Associate Name: _____

Address: _____

City, State, Zip: _____

Home Phone: () _____ Cell Phone: () _____

E-mail Address: _____

Occupation: _____

Year & Body Style of Car(s) **ALL PONTIACS:**

Auto related interests, hobbies or talents:

GTO Association of America membership number: _____

GTO Association of America membership renewal date: _____

(found on address label of *Legend*)

PLEASE FILL IN ALL FIELDS

And mail with check to:

Will Bowers, Treasurer
Gateway GTO Association
1 Goshen Woods Lane
Edwardsville, IL 62025

Membership dues are \$35.00 per year, which includes you and one associate member (spouse, girlfriend, etc.) and your GTOAA yearly membership.

Gateway GTO Association Points Submission Form

Member Name _____

Month _____

Club Sponsored Events and Monthly Meetings

Event	With GTO (40 Points)	Without GTO (20 Points)

Total for Club Sponsored Events _____

Non Sponsored Events

Event	With GTO (10 Points)	Without GTO (5 Points)

Total for Non Sponsored Events _____

Other Activities

GTO Regional/National Event	With GTO (100 Points)	Without GTO(70 Points)

- GGTOA Event Worker/Helper (50 Points) _____
- Car Featured as GTO of the Month (50 Points) _____
- Write an Article for *Hood Scoop* (50 Points) _____
- Sign up a new GGTOA member (25 Points) _____
- Have GTO featured in a National Pub (40 Points) _____

Total Points for Month

Submit completed form at GGTOA monthly meeting or to:
 B. O'Sullivan
 10637 St. Phillip Lane
 St. Anne, MO 63074

To access form from GatewayGTO.com, click below
<http://www.gatewaygto.org/clubpoints.html>

2016 GATEWAY GTO CALENDAR OF EVENTS

August

- 4 - GTO MEETING 7PM at Sports Café (CLUB SPONSORED)
- 13 - JJ's Cruises at 1215 S. Duschene in St. Charles second Saturday of the month April-October

September

- 1 - GTO MEETING 7PM at Sports Café (CLUB SPONSORED)
- 10 - JJ's Cruises at 1215 S. Duschene in St. Charles second Saturday of the month April-October
- 11 - Wheels in Motion Car Show at Westport Plaza. See website for details. (CLUB SPONSORED)
- 17-18 - GTOAA Regional Meeting in Pontiac Illinois (CLUB SPONSORED)

October

- 6 - GTO MEETING 7PM at Sports Café (CLUB SPONSORED)
- 8 - JJ's Cruises at 1215 S. Duschene in St. Charles second Saturday of the month April-October

SEE THE FULL CALENDAR AT WWW.GATEWAYGTO.ORG


Gateway GTO Classifieds

Wanted: Running Pontiac V-8 (prefer 400 or 455) to put in 69 GTO project as interim motor.
johnjohn@midamerica.net 573-581-8013

Wanted: '69 light-weight front end parts.
johnjohn@midamerica.net 573-581-8013

Wanted: '70 GTO decent used or better original RED interior pieces.
johnjohn@midamerica.net 573-581-8013

SEE NEXT PAGE FOR MORE CLASSIFIEDS



**For sale - 50,000 BTU Heater
Call Joe Mayweather at 314-741-6245**

GATEWAY GTO 30th ANNIVERSARY TEE SHIRTS



Gray;	S-XL	\$14	2X-3X	\$16
White;	S-XL	\$13	2X-3X	\$15

**Shirts are available for purchase at club functions or
contact Kerry Friedman**



GMC

Sales: 888-672-2855

Service: 888-672-2856

Parts: 888-672-2855



Get Your Car Serviced
While You're at Work!



Gateway Buick GMC serving the St. Louis area

OVER 40 YEARS OF EXPERIENCE

820 James S. McDonnell Blvd
Hazelwood MO 63042

www.stlouisbuickgmc.com

CEE-JAY AUTO BODY

“Where We Met By Accident”



Unibody & Frame Alignment Bake & Cure Paint System

Hail & Storm Damage Repair

Restoration Work

Insurance Claim Assistance

I-CAR & ASE Certified Technicians

Local Family Owned & Operated

VISA & MASTER CARD ACCEPTED

2123 E. 23rd St

Granite City, IL 62040

Phone (618)452-9553

Fax (618)452-9552

Cecil Morton

Owner

Jack Morton

Owner

Eric Whitehead

Manager

(314) 838-5533

Jon's Tri-Power Service

Jon F. Havens
Mary Ann Havens
Owners

126 Afshari Drive
Florissant, MO 63034
jfhavens@sbcglobal.net

(314) 496-7368

Jonathan's Q Jet Service

Jonathan Havens

13 Shamblin Dr.
Florissant, MO 63034



NATIONWIDE
AUTO TRANSPORT
"Treating Your Vehicle Like Our Own"
1-800-689-6498

CAR



HOME



W. Earl Lewis, LUTCF, CIC
Insurance Consultant
Lewis Insurance Agency

LIFE



FARMERS

Auto • Home • Life • Business
1309 Caulks Hill Rd
St. Charles, MO 63304
Bus: 636-926-3333 ER#: 636-219-4932
Fax: 636-441-2482
elewis@farmersagent.com

BUSINESS



★ Very Safe IRA's and Roth IRA's ★ Also Rollovers
www.farmersagent.com/elewis/

Earl has been serving the insurance industry for 30+ years.
Service and advice is his #1 priority.
Call Earl today and you could save up to 65% on your auto and home.

GATEWAY GTO ASSOCIATION OFFICERS

President

Kerry Friedman
11580 State Road WW
Dittmer, MO 63023
573-678-2353

kerry63031@yahoo.com

Vice President II.

Frank Chapman
10120 Hickory Lane
Bartelso, IL 62218
618-523-4636

cchapman7328@att.net

Secretary

Brian O'Sullivan
10537 St. Phillip Lane
St. Anne, MO 63074
314-2257240

bosullivan@hunter.com

Photo Album Editor

Terrie Oxler
450 Muirfield Dr.
St. Charles MO 63304
636-928-5548

toxler@prodigy.net

Web

Chris Winslow
44 Marcus Drive
St. Peters MO 63376
636-939-2770

chriswinslow@charter.net

Charity Chairman

Bob Blattel
4564 Austin Knoll Court
St. Charles MO 63304
636-441-3141

bob@blattels.com

Vice President Mo

Terry Schott
18903 Saint Albans Road
Glencoe, MO 63038
636-273-6313

tschott@kelp.com

Treasurer

Will Bowers
#1 Goshen Woods
Edwardsville IL. 62025
618-791-3110

wwbdsb@yahoo.com

GTOAA Chapter Rep.

Steve Hedrick
3676 Morgan Way
Imperial MO 63152
636-942-4020

shedrick@aol.com

Club Events Chairman

Marty Howard
7 Newcastle CT
St. Charles MO 63301
636-724-8641

nycgto@att.net

Newsletter Editor

Chris Winslow
44 Marcus Drive
St. Peters MO 63376
636-939-2770

chriswinslow@charter.net

Photographer

Chris Winslow
44 Marcus Drive
St. Peters MO 63376
636-937-2770

chriswinslow@charter.net

Advertising Guidelines

Classified ads up to 50 words are free to members; add 10 cents per word for any ad over 50 words. Payment is due upon submission. (members need to update ads at 3 month intervals or ads will be dropped). Classified ads up to 50 words for non-members are \$5.00 per issue.

Gateway GTO Club Information

The Gateway GTO Association was initially formed in the summer of 1984 by a group of seven. They all had a common interest in the Original Muscle Car, the Pontiac GTO. As a form of communication we publish a monthly newsletter called "The Hood Scoop". The purpose of this newsletter is to keep our members informed of all upcoming activities as well as providing interesting event coverage. The club meets every first Thursday of the month at Sports Café 3579 Pennridge Dr, Bridgeton, MO 63044

Membership dues are \$35.00 per year and all renewals are required to be paid by December 31st. You are allowed to have one associate member.

Club Sponsor



As a Gateway GTO member please consider joining the GTO Association of America

**The Gateway GTO Association
is an official chapter of the
GTO Association of America
www.gtoaa.org**

**Visit us at
www.gatewaygto.org or
www.gatewaygto.com**

Gateway GTO Association Photo Album

If you have photos of past events or if you take pictures of future events that you think would be good for our Photo Album, please send them to the newsletter editor.

The Hood Scoop is published as an informative news bulletin to keep our members up to date on past, present, and future events.

Advertising rates are:

\$100 – Full page (Color or Black and White) ad in monthly *Hoodscoop* newsletter for 12 months, your logo on our Website Sponsor page, and a link to your website from our Related Website Link space.

\$50 – ½ page (Color or Black and White) ad in our monthly *Hoodscoop* newsletter for 12 months, your logo on our Website Sponsor page, and a link to your website from our Related Website Link space.

\$25 – Business Card (Color or Black and White) ad in our monthly *Hoodscoop* newsletter for 12 months, your logo on our Website Sponsor page, and a link to your website from our Related Website Link space.

44 Marcus Drive
St. Peters, MO 63376

